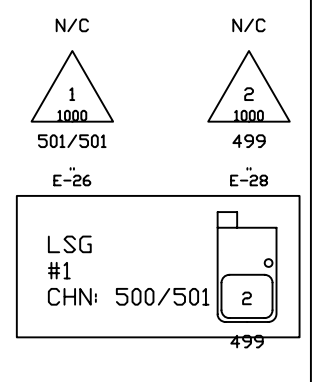
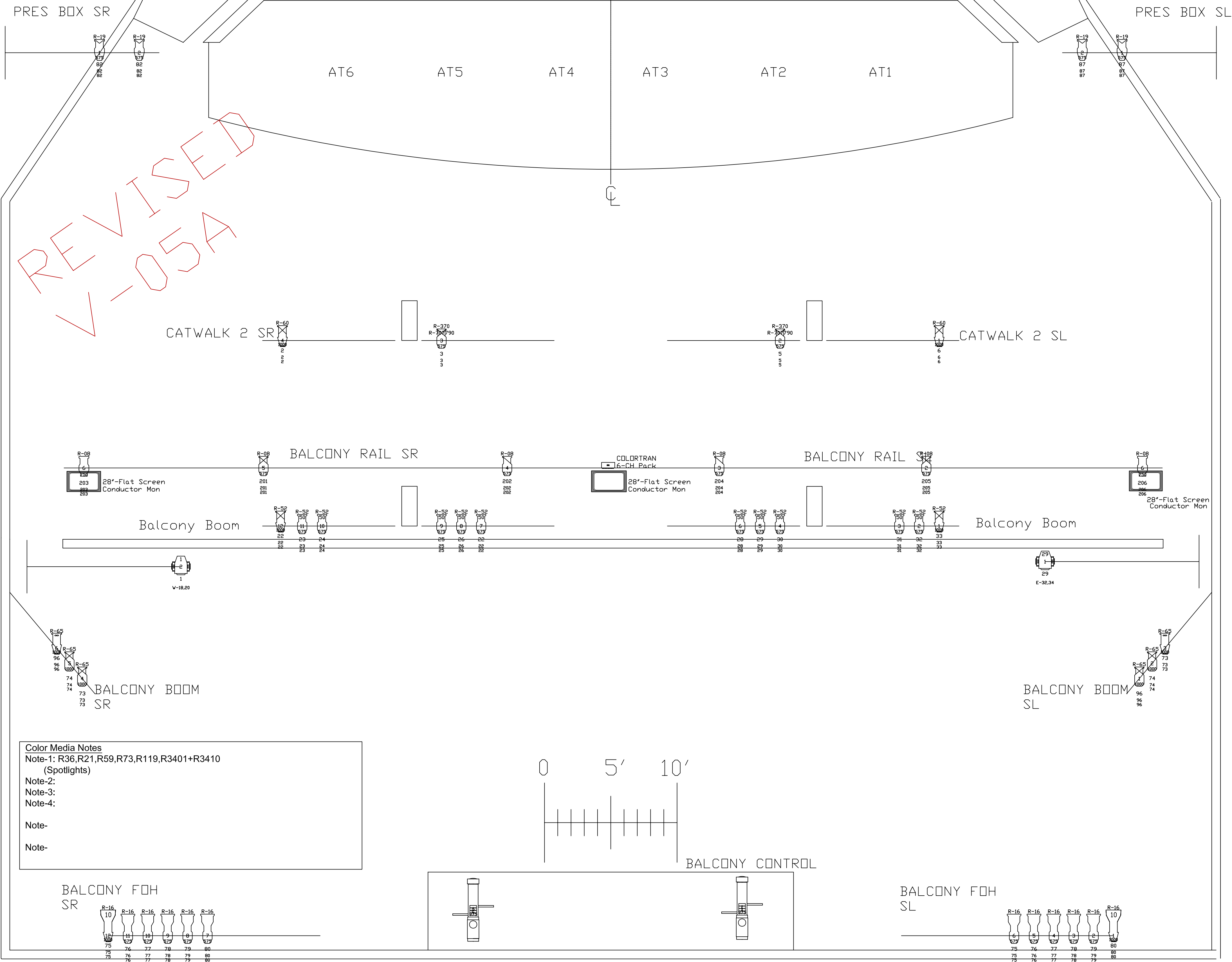


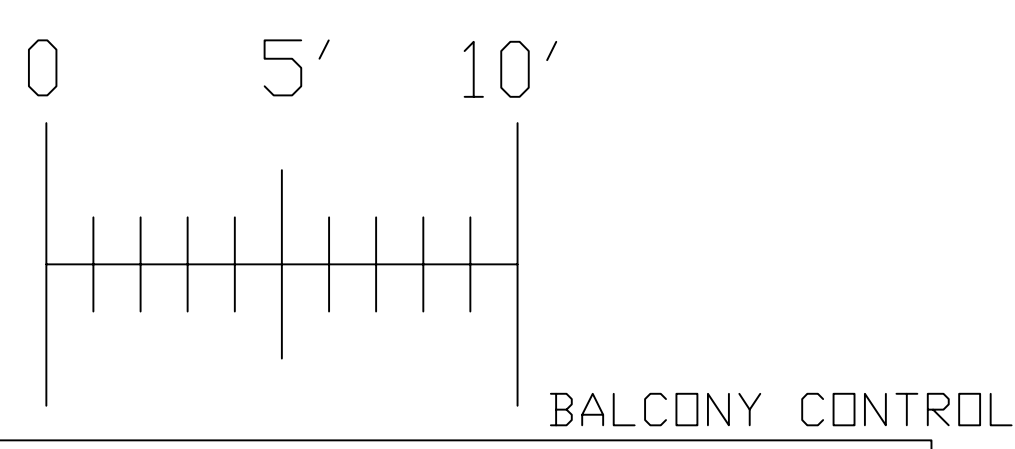
- LS-29 (CYC)
- LS-28 (FARM DROP)
- LS-27 (FOREST DROP)
- LS-26 (SWAMP DROP)
- LS-25 (SNOW DROP)
- LS-24 (ColorPalette LEDs)
- LS-23 (Black Leg)
- LS-22
- LS-21 (3RD ELECTRIC)
- LS-20
- LS-19 (Maroon Drape)
- LS-18 (Black Border)
- LS-17 (DRCH SHELL)
- LS-16
- LS-15
- LS-14 (2ND ELECTRIC)
- LS-13 (2ND ELECTRIC)
- LS-12 (Black Leg)
- LS-11 (Black Border)
- LS-10
- LS-9 (RED CONCERT DRAPE)
- LS-8 (SNOW MACHINES)
- LS-7 (Red Border)
- LS-6 (DRCH SHELL)
- LS-5
- LS-4 (Black Leg)
- LS-3 (1ST ELECTRIC)
- LS-2 (Red Border)
- LS-1 (MAIN GRAND)



REVISED
V-05A



- Color Media Notes**
- Note-1: R36,R21,R59,R73,R119,R3401+R3410 (Spotlights)
 - Note-2:
 - Note-3:
 - Note-4:
 - Note-
 - Note-



- | | | | |
|--|---------------------------|--|-------------------------|
| | SOURCE-4 10-DEG | | CHAUVET-ColorPalette |
| | SOURCE-4 19-DEG | | ALTMAN-14" SCOOD |
| | SOURCE-4 26-DEG | | VARI-LITE 3K SPOT |
| | SOURCE-4 50-DEG | | ALTMAN-6" FRESNEL |
| | COLDRTRAN 30-DEG | | ALTMAN-PAR64-WFL |
| | COLDRTRAN 20-DEG | | STRAND 15-DEG |
| | COLDRTRAN 20/40 ZOOM | | STRAND 50-DEG |
| | COLDRTRAN 12-DEG | | STRAND 40-DEG |
| | COLDRTRAN-10" FRESNEL | | Practical - WD-1 Outlet |
| | STROBE LIGHT | | Desisti-3-Cell Cyclight |
| | LIL BLIZZARD SNOW MACHINE | | 30 LAMP ZIP-STRIP |
| | F100 FOGGER | | |
| | LSG LOW FOG GENERATOR | | |

- NOTES**
- 1 -
 - 2 - All PAR64: add R-100 to CFrame.
 - 3 - All 30-deg Ellipsoidals on 1st Electric: add R-101 to CFrame